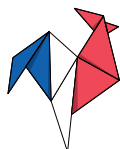




TRANSFER PAPERS

FRENCH PAPER **HTP 102**

SCREEN PRINTING MULTI AND ONE COLOUR



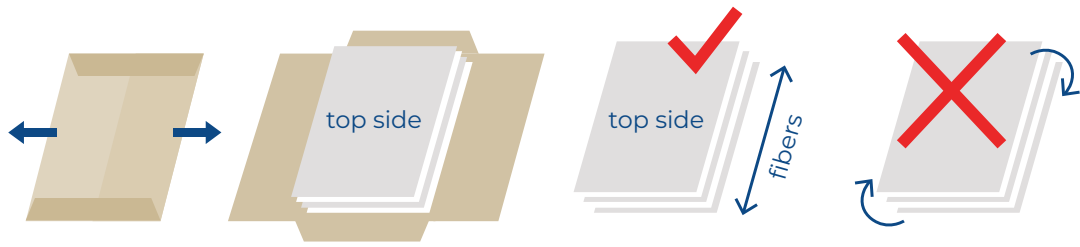
**FRENCH
PAPER**

SCREEN PRINTING TRANSFER

STEP 1 Open the reams

Print on top side

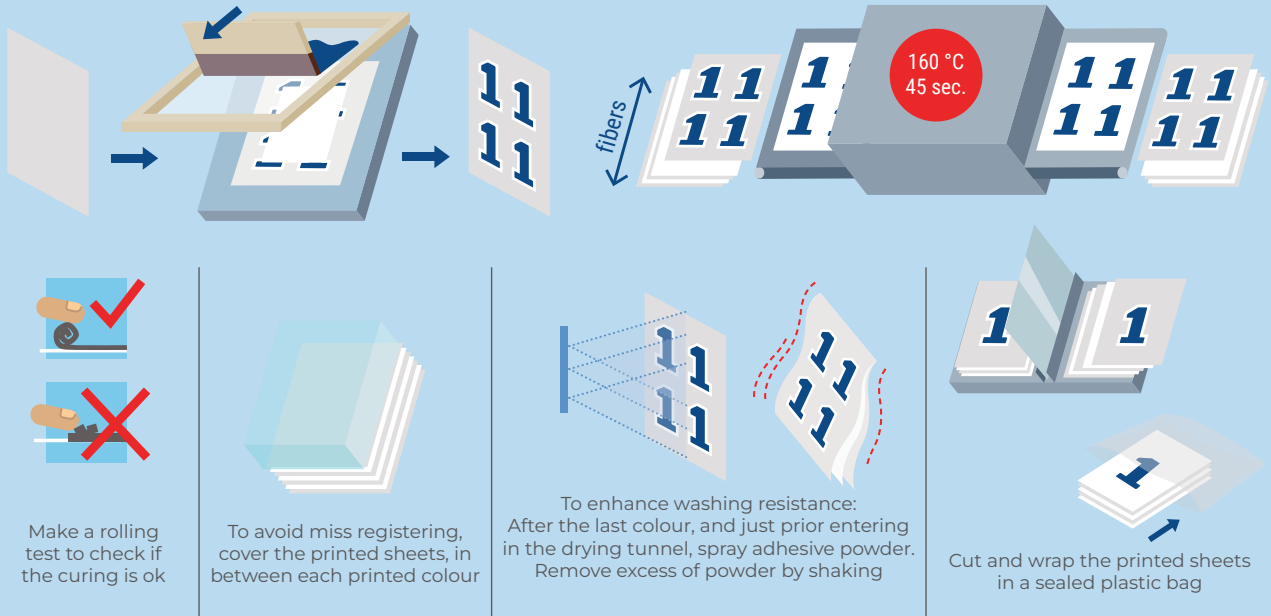
One side coated



STEP 2

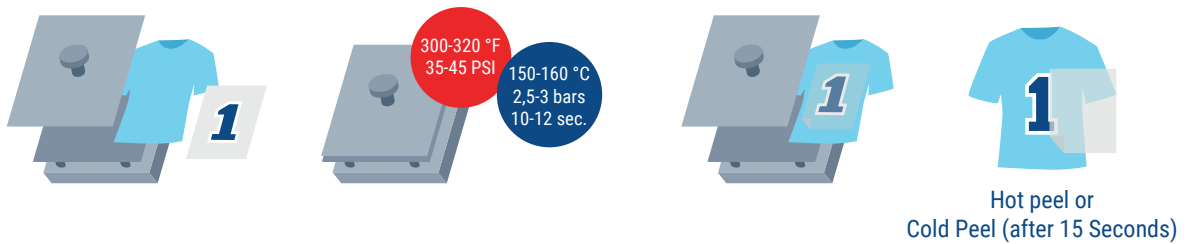
Screen print each colour

Cure each screen printed ink in a drying tunnel



STEP 3

Heat press the design on the garment within 6 months after printing



FRENCH PAPER HTP 102

PRODUCT DATA

Substance	107g/m ²	ISO 536 Method
Thickness	101 µm	ISO 536 Method
Bulk	0,94 cm ³ /g	ISO 536 Method
Brightness 60° Brightness 85°	12 UB 28 UB	Brightness Value UB Glossmeter
Size	50 x 70 cm or 70 x 100 cm Other formats available upon request	
Packing	20 000 sheets 50 x 70 cm 10 000 sheets 70 x 100 cm	

PRINTING PROCESS: SCREEN PRINTING

Printing method	Screen printing of multi and one colour + adhesive layer or powder
Printing side	Top side of the paper (One side coated)
Drying temperature recommended	160 °C / 320 °F during 45 sec.

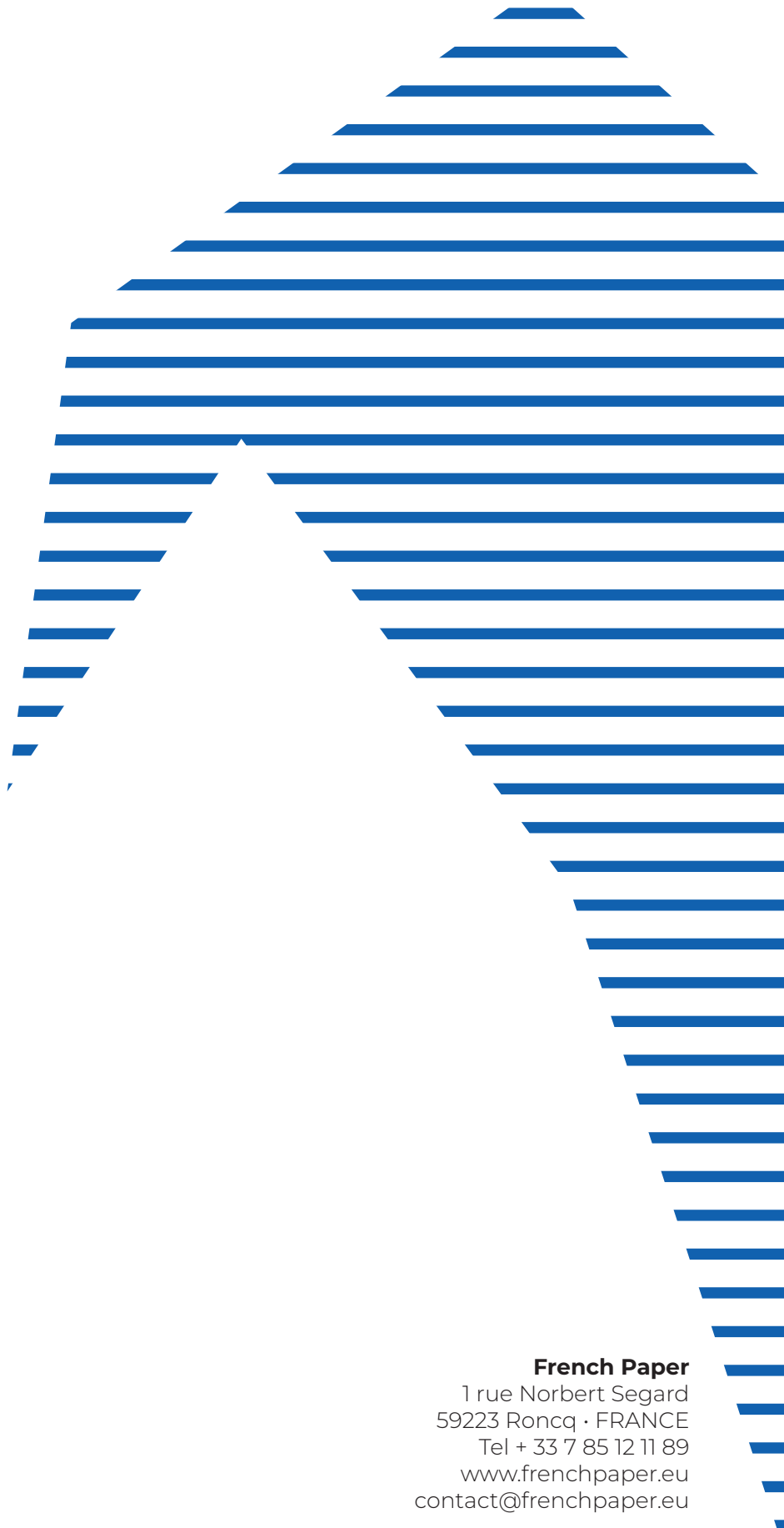
TRANSFER PROCESS: COLD OR HOT PEEL

Transfer temperature recommended	150-160 °C / 300-320 °F
Transfer pressure recommended	2,5-3,0 bars / 35-45 psi during 10 to 12 sec.
Release time recommended	15 sec. (Cold peel) Hot Peel

Conditions of use generally recommended for a good quality result.
It is recommended to consult with your ink supplier for additional information regarding all settings.
In all cases a trial is advisable to optimise conditions to your process.



MADE IN FRANCE



Distributed by



French Paper
1 rue Norbert Segard
59223 Roncq · FRANCE
Tel + 33 7 85 12 11 89
www.frenchpaper.eu
contact@frenchpaper.eu