

Distributed by



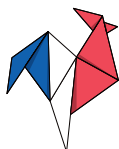
French Paper
1 rue Norbert Segard
59223 Roncq · FRANCE
Tel + 33 7 85 12 11 89
www.frenchpaper.eu
contact@frenchpaper.eu



TRANSFER PAPERS

FRENCH PAPER FP 100

SCREEN PRINTING OF SEVERAL COLOURS




**FRENCH
PAPER**

SCREEN PRINTING COLD PEEL TRANSFER

STEP 1


Open the reams



STEP 2

Pre shrink the paper in the drying tunnel


Cover the paper until screen printing step




STEP 3

Screen print each colour

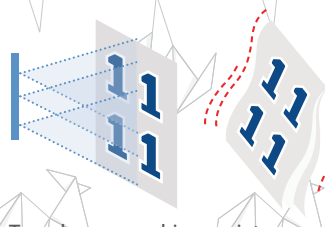
Cure each screen printed ink in a drying tunnel



Make a rolling test to check if the curing is ok



To avoid miss registering, cover the printed sheets, in between each printed colour



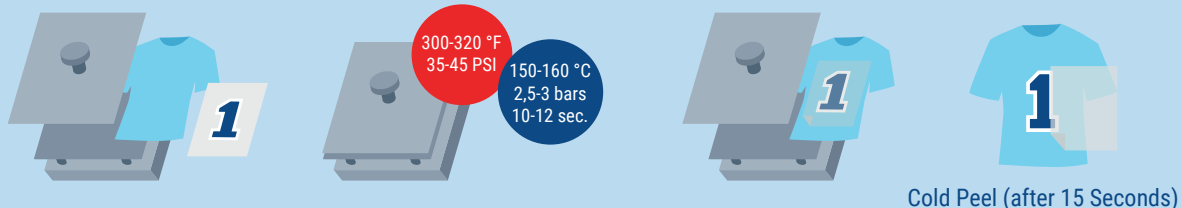
To enhance washing resistance:
After the last colour, and just prior entering in the drying tunnel, spray adhesive powder.
Remove excess of powder by shaking



Cut and wrap the printed sheets in a sealed plastic bag

STEP 4

Heat press the design on the garment within 6 months after printing



CAUTION: The information and recommendations contained in this product information sheet are based on our present knowledge, and believed to be accurate. In all cases, a trial is advisable to optimise conditions to your process. It is recommended to consult with your ink supplier for additional information regarding all settings.

FRENCH PAPER FP 100

PRODUCT DATA

Substance	104 g/m ²	ISO 536 Method
Thickness	97 µm	ISO 534 Method
Bulk	0,94 cm ³ /g	ISO 534 Method
Sheen 75° Gloss	30 %	In-house test
Size	50 x 70 cm or 70 x 100 cm Other formats available upon request	
Packing	20 000 sheets 50 x 70 cm 10 000 sheets 70 x 100 cm	

PRINTING PROCESS: SCREEN PRINTING

Printing method	Screen printing of one or several colours + adhesive layer or powder
Printing side	Both side
Pre-conditioning	Pre-shrink the paper in the drying tunnel 140 °C / 280 °F for 30 sec.
Drying temperature recommended	160 °C / 320 °F during 45 sec.

TRANSFER PROCESS: COLD PEEL

Transfer temperature recommended	150-160 °C / 300-320 °F
Transfer pressure recommended	2,5-3,0 bars / 35-45 psi during 10 to 12 sec.
Release time recommended	15 sec. (Cold peel)

Conditions of use generally recommended for a good quality result.
It is recommended to consult with your ink supplier for additional information regarding all settings.
In all cases a trial is advisable to optimise conditions to your process.